



District Report Card: 2017


State: Tamil Nadu	District: Thoothukkudi
Class: 5	Subject: Language
Schools: 60	Students: 953


Participation/Coverage


Students

<div>GENDER</div> <div></div>	Boys		Girls	
	Number	%	Number	%
	435	45.65	518	54.35

<div>AREA</div> <div></div>	Rural		Urban	
	Number	%	Number	%
	590	61.91	363	38.09

<div>CATEGORY</div> <div></div>	SC		ST		OBC		GEN	
	Number	%	Number	%	Number	%	Number	%
	221	23.19	19	1.99	644	67.58	69	7.24

<div>CWSN</div> <div></div>	LD	VI	HI	S&LD	ID	Oth
	1	0	0	1	4	11

<div>Management</div> <div></div>	Government		Government-aided	
	Number	%	Number	%
	184	19.31	769	80.69

Average Performance of Students in Language (%)

Overall	Gender		Area		Management		Social Group			
	Male	Female	Rural	Urban	Govt.	Aided	SC	ST	OBC	GEN
60.08	57.98	61.85	58.35	62.90	57.50	60.70	57.04	46.32	61.80	57.58

Performance on Learning Outcomes (LOs)

Learning Outcomes	Description	Average Performance(%)
L504	Reads and comprehends independently storybooks, news items/ headlines, advertisements etc.	60.25
L508	Reads text with comprehension, locates details and sequence of events	60.00

Range of Performance of Students who Answered Correctly							
Below 30%		30% - 50%		50% - 75%		Above 75%	
Number	%	Number	%	Number	%	Number	%
81	8.50	230	24.13	410	43.02	232	24.34

Lowest Performing Learning Outcomes (LOs)

- 1 - Reads text with comprehension, locates details and sequence of events (60.00)
- 2 - Reads and comprehends independently storybooks, news items/ headlines, advertisements etc. (60.25)